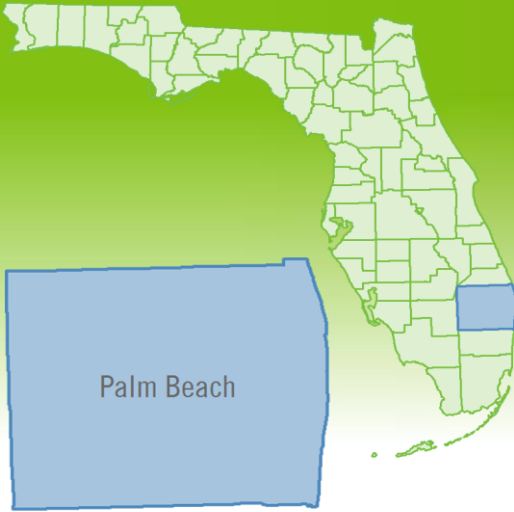


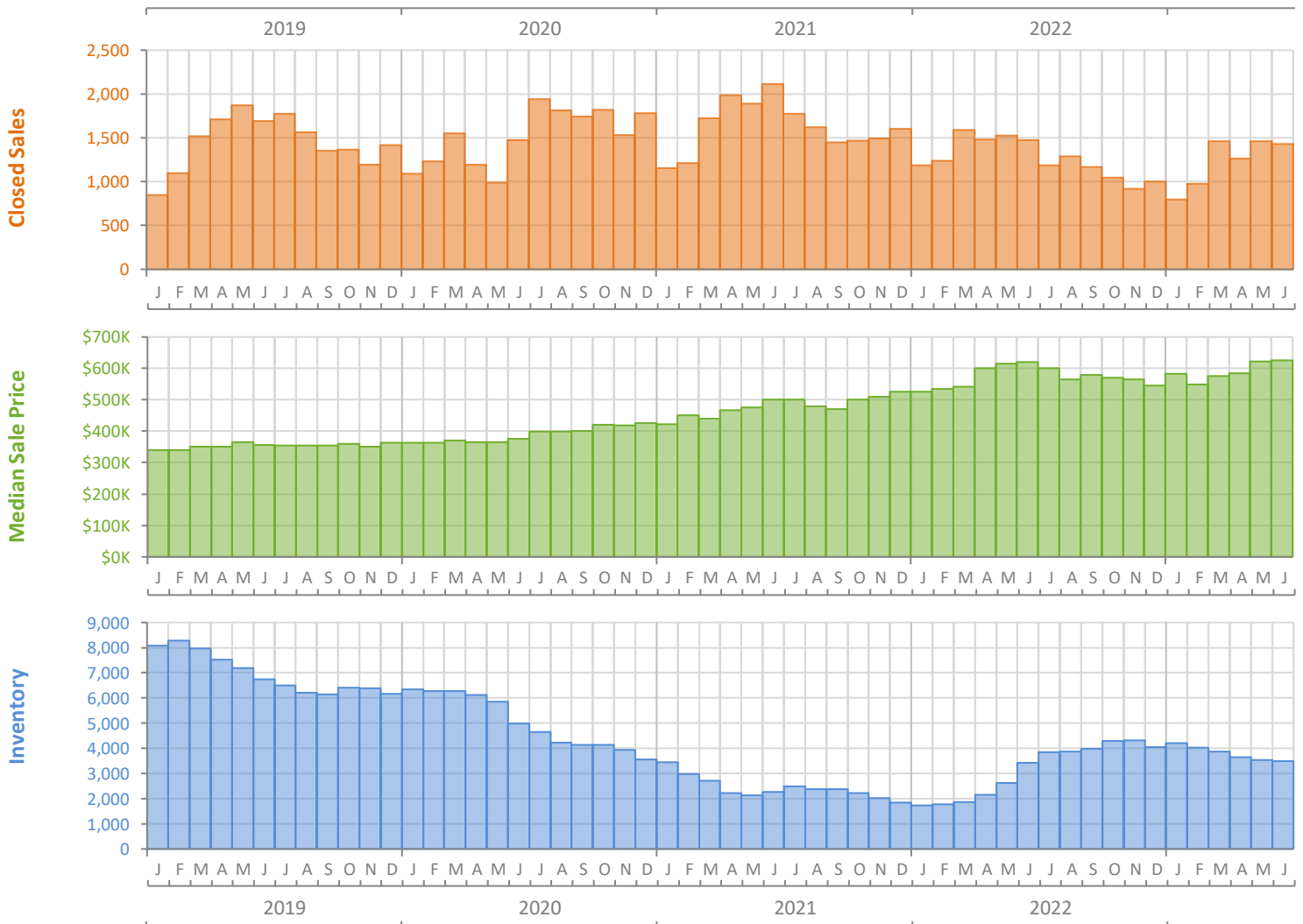
Monthly Market Summary - June 2023

Single-Family Homes

Palm Beach County



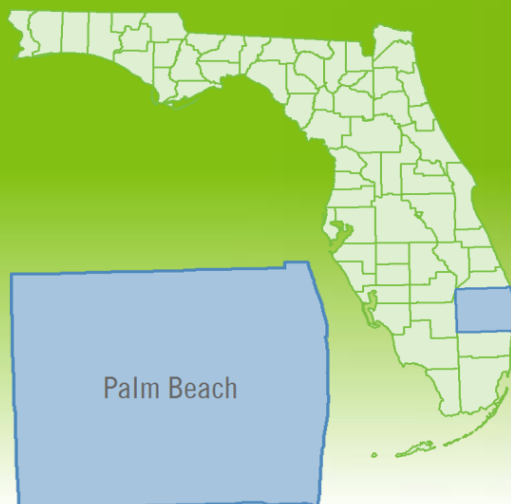
	June 2023	June 2022	Percent Change Year-over-Year
Closed Sales	1,428	1,472	-3.0%
Paid in Cash	613	689	-11.0%
Median Sale Price	\$625,000	\$620,000	0.8%
Average Sale Price	\$1,066,235	\$1,182,748	-9.9%
Dollar Volume	\$1.5 Billion	\$1.7 Billion	-12.5%
Med. Pct. of Orig. List Price Received	95.5%	100.0%	-4.5%
Median Time to Contract	26 Days	12 Days	116.7%
Median Time to Sale	73 Days	55 Days	32.7%
New Pending Sales	1,277	1,251	2.1%
New Listings	1,555	2,286	-32.0%
Pending Inventory	1,925	2,151	-10.5%
Inventory (Active Listings)	3,497	3,421	2.2%
Months Supply of Inventory	3.0	2.3	30.4%



Monthly Distressed Market - June 2023

Single-Family Homes

Palm Beach County



		June 2023	June 2022	Percent Change Year-over-Year
Traditional	Closed Sales	1,420	1,465	-3.1%
	Median Sale Price	\$625,000	\$620,000	0.8%
Foreclosure/REO	Closed Sales	4	6	-33.3%
	Median Sale Price	\$596,250	\$367,500	62.2%
Short Sale	Closed Sales	4	1	300.0%
	Median Sale Price	\$294,500	\$989,900	-70.2%

2019

2020

2021

2022

Traditional Foreclosure/REO Short Sale

